

dibiessa.it



M041



M747



M011




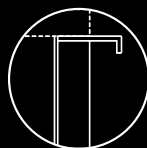
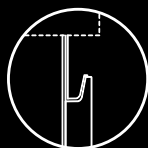
M744

DNA 20

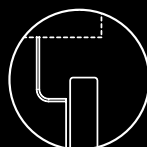
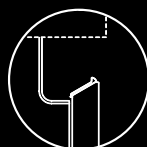
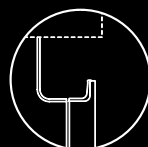
PROGRAMMA MELAMINICO / LAMINATO
MELAMINE / LAMINATE SERIES



M155



M082



M008



M745



M002G

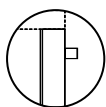


M154

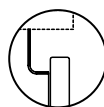
VERSATILITÀ — VERSATILITY

Anta da 18-20 mm in finitura melaminico o laminato, per 6 tipologie di apertura, realizzate con maniglia esterna o con profili maniglia sul bordo dell'anta, con o senza gola curva.

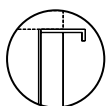
Door panels in 18-20 mm thickness with melamine or laminate finishes, and six types of openings. Produced with exterior handles or with handle profiles at the exterior edge, with or without grip profiles.



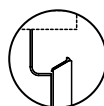
Maniglia esterna
External handle



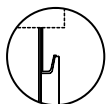
Gola curva
Grip profile



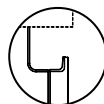
Maniglia Pro
Pro handle



Gola con profilo Time
Grip with time profile



Maniglia Job
Job handle

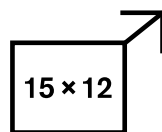
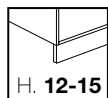
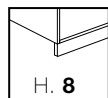


Gola con profilo Lab
Grip with lab profile

MODULARITÀ — MODULARITY

La collezione è disponibile sia per modularità standard sia XL (zoccolo H. 8 cm e top a filo con le ante), che vede un diverso dimensionamento della scocca, per rispondere a esigenze estetiche e di spazio.

The collection is available both for standard and XL modular kitchen sizes. The XL system (plinth H. 8 cm and top aligned with the doors) provides different cabinet dimensions, responding to varying aesthetic and space demands.



multiply by
dibesse

PERSONALITÀ — PERSONALITY

Le sei tipologie di apertura sono disponibili per tutti i colori della gamma melaminico e laminato. Inoltre i profili Lab e Time sono proposti anche in tutti i colori laccato opaco.

The six different openings are all available in the full range of melamine and laminate colours. Lab and Time handle profiles are also available in all lacquered colours (matt finish only).